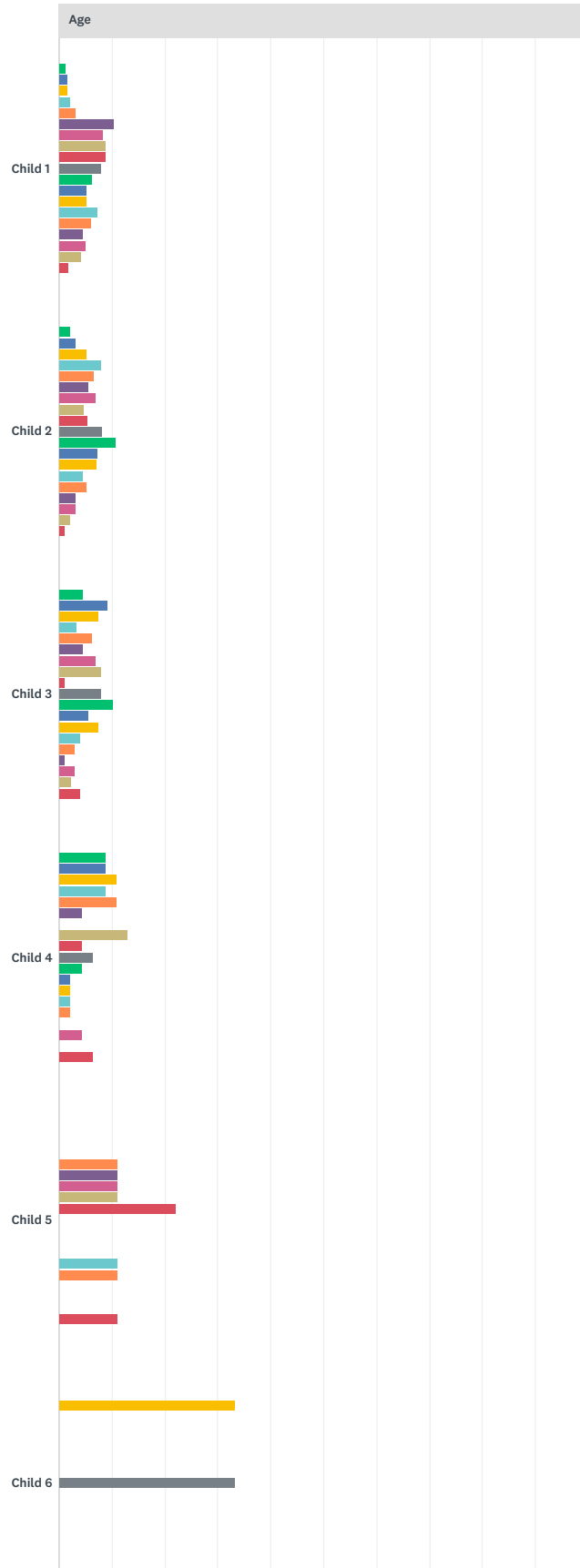


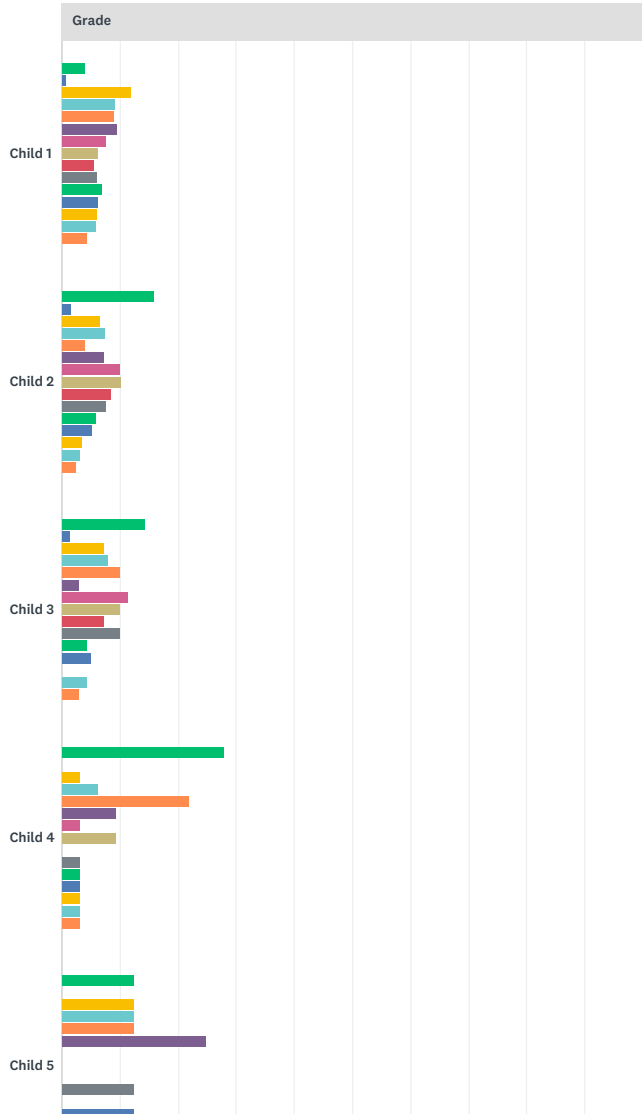
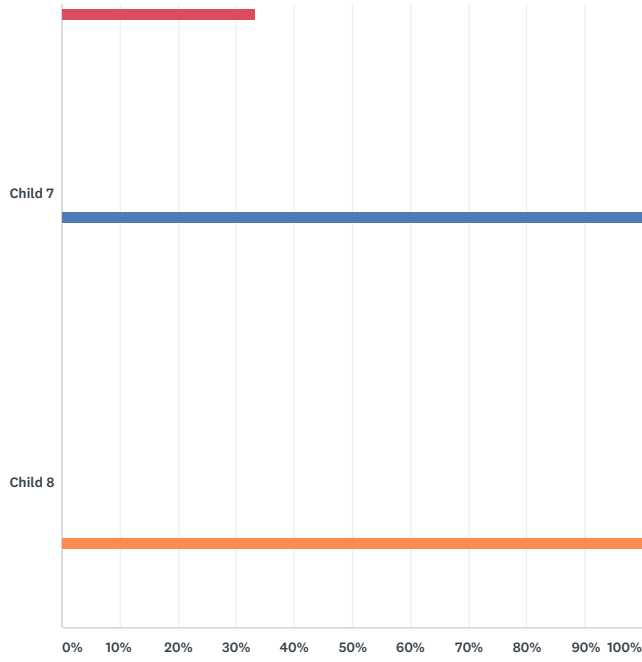
# ELPS Elementary Programming Community Survey

Q1 Current age, grade (if applicable) and school (if applicable) of children  
- include K-12 children and younger.

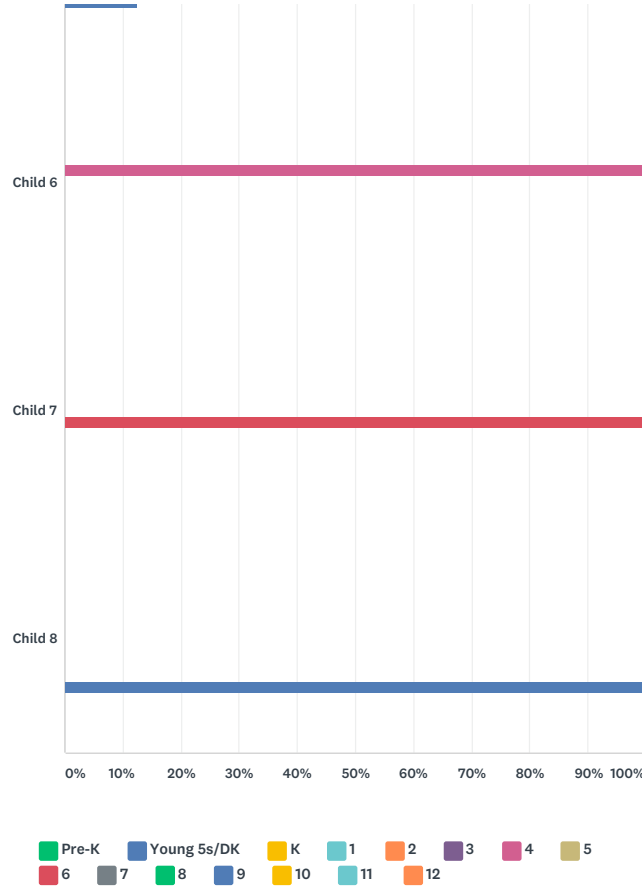
Answered: 692 Skipped: 53



# ELPS Elementary Programming Community Survey



# ELPS Elementary Programming Community Survey



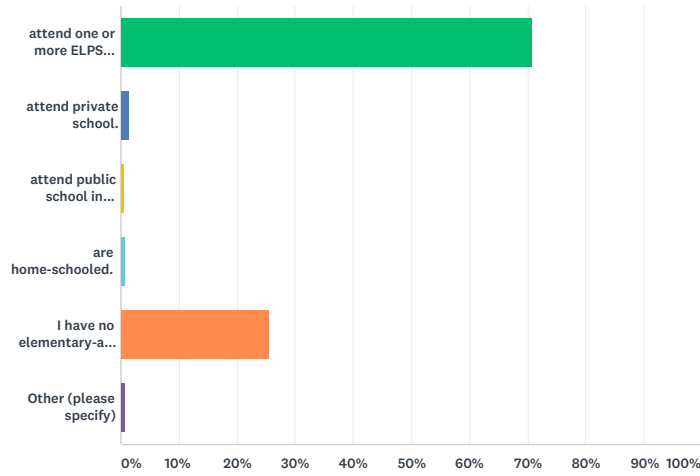
Age	0	1	2	3	4	5	6	7	8	9	10	11	12	13	14	15
Child 1	1.16% 8	1.60% 11	1.60% 11	2.18% 15	3.05% 21	10.47% 72	8.28% 57	8.87% 61	8.87% 61	7.85% 54	6.25% 43	5.23% 36	5.23% 36	7.41% 51	6.10% 42	4.65% 33
Child 2	2.09% 11	3.04% 16	5.13% 27	7.98% 42	6.65% 35	5.70% 30	6.84% 36	4.75% 25	5.51% 29	8.17% 43	10.65% 56	7.41% 39	7.03% 37	4.56% 24	5.13% 27	3.23% 1
Child 3	4.57% 8	9.14% 16	7.43% 13	3.43% 6	6.29% 11	4.57% 8	6.86% 12	8.00% 14	1.14% 2	8.00% 14	10.29% 18	5.71% 10	7.43% 13	4.00% 7	2.86% 5	1.14% 1
Child 4	8.70% 4	8.70% 4	10.87% 5	8.70% 4	10.87% 5	4.35% 2	0.00% 0	13.04% 6	4.35% 2	6.52% 3	4.35% 2	2.17% 1	2.17% 1	2.17% 1	2.17% 1	0.00% 0
Child 5	0.00% 0	0.00% 0	0.00% 0	0.00% 0	11.11% 1	11.11% 1	11.11% 1	11.11% 1	22.22% 2	0.00% 0	0.00% 0	0.00% 0	0.00% 0	11.11% 1	11.11% 1	0.00% 0
Child 6	0.00% 0	0.00% 0	33.33% 1	0.00% 0	0.00% 0	0.00% 0	0.00% 0	0.00% 0	0.00% 0	0.00% 0	33.33% 1	0.00% 0	0.00% 0	0.00% 0	0.00% 0	0.00% 0
Child 7	0.00% 0	0.00% 0	0.00% 0	0.00% 0	0.00% 0	0.00% 0	0.00% 0	0.00% 0	0.00% 0	0.00% 0	0.00% 0	100.00% 1	0.00% 0	0.00% 0	0.00% 0	0.00% 0
Child 8	0.00% 0	0.00% 0	0.00% 0	0.00% 0	0.00% 0	0.00% 0	0.00% 0	0.00% 0	0.00% 0	0.00% 0	0.00% 0	0.00% 0	0.00% 0	0.00% 0	100.00% 1	0.00% 0

Grade	PRE-K	YOUNG 5S/DK	K	1	2	3	4	5	6	7	8	9	10	11	12	TOTAL
Child 1	4.02% 26	0.93% 6	11.92% 77	9.29% 60	8.98% 58	9.60% 62	7.74% 50	6.35% 41	5.73% 37	6.04% 39	6.97% 45	6.19% 40	6.04% 39	5.88% 38	4.33% 28	
Child 2	15.99% 75	1.71% 8	6.61% 31	7.46% 35	4.05% 19	7.25% 34	10.02% 47	10.23% 48	8.53% 40	7.68% 36	5.76% 27	5.33% 25	3.62% 17	3.20% 15	2.56% 12	
Child 3	14.49% 20	1.45% 2	7.25% 10	7.97% 11	10.14% 14	2.90% 4	11.59% 16	10.14% 14	7.25% 10	10.14% 14	4.35% 6	5.07% 7	0.00% 0	4.35% 6	2.90% 4	
Child 4	28.13% 9	0.00% 0	3.13% 1	6.25% 2	21.88% 7	9.38% 3	3.13% 1	9.38% 3	0.00% 0	3.13% 1	3.13% 1	3.13% 1	3.13% 1	3.13% 1	3.13% 1	
Child 5	12.50% 1	0.00% 0	12.50% 1	12.50% 1	12.50% 1	25.00% 2	0.00% 0	0.00% 0	0.00% 0	0.00% 0	12.50% 1	0.00% 0	12.50% 1	0.00% 0	0.00% 0	0.00% 0
Child 6	0.00% 0	0.00% 0	0.00% 0	0.00% 0	0.00% 0	0.00% 0	100.00% 1	0.00% 0	0.00% 0	0.00% 0	0.00% 0	0.00% 0	0.00% 0	0.00% 0	0.00% 0	
Child 7	0.00% 0	0.00% 0	0.00% 0	0.00% 0	0.00% 0	0.00% 0	0.00% 0	0.00% 0	100.00% 1	0.00% 0	0.00% 0	0.00% 0	0.00% 0	0.00% 0	0.00% 0	
Child 8	0.00% 0	0.00% 0	0.00% 0	0.00% 0	0.00% 0	0.00% 0	0.00% 0	0.00% 0	0.00% 0	0.00% 0	0.00% 0	100.00% 1	0.00% 0	0.00% 0	0.00% 0	

# ELPS Elementary Programming Community Survey

## Q2 My elementary-aged children...

Answered: 727 Skipped: 18



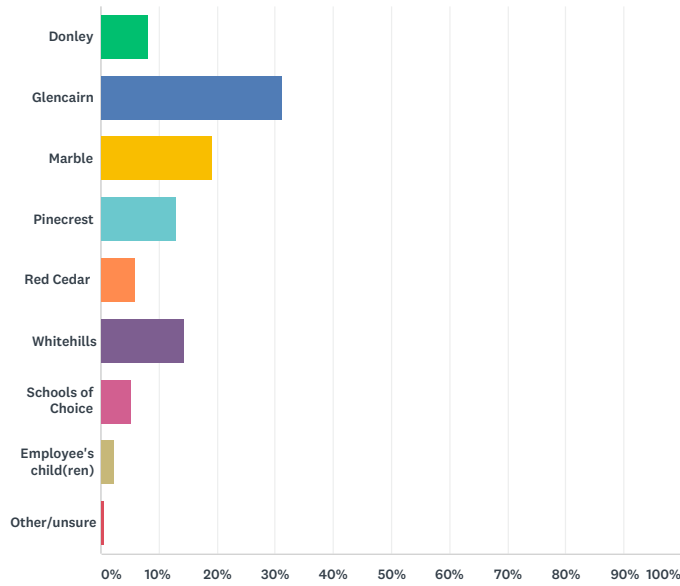
ANSWER CHOICES	RESPONSES
attend one or more ELPS elementary schools.	70.70% 514
attend private school.	1.38% 10
attend public school in another district.	0.69% 5
are home-schooled.	0.83% 6
I have no elementary-aged children.	25.58% 186
Other (please specify)	0.83% 6
<b>TOTAL</b>	<b>727</b>

#	OTHER (PLEASE SPECIFY)	DATE
1	One attends ELPS (SOC) and the other wasn't able to be accepted into SOC, so that child attends Lansing Schools.	9/6/2019 12:10 PM
2	Attend one same school	9/5/2019 6:57 PM
3	Middle school	9/5/2019 3:17 PM
4	2 attend ELHS, the 2 youngest attend a private Montessori	9/5/2019 2:40 PM
5	Heartwood school - Ingham isd	9/5/2019 1:45 PM
6	One private, the other public	9/5/2019 12:08 PM

# ELPS Elementary Programming Community Survey

Q3 Please select the elementary school boundary in which you reside or your non-residency status.

Answered: 740 Skipped: 5

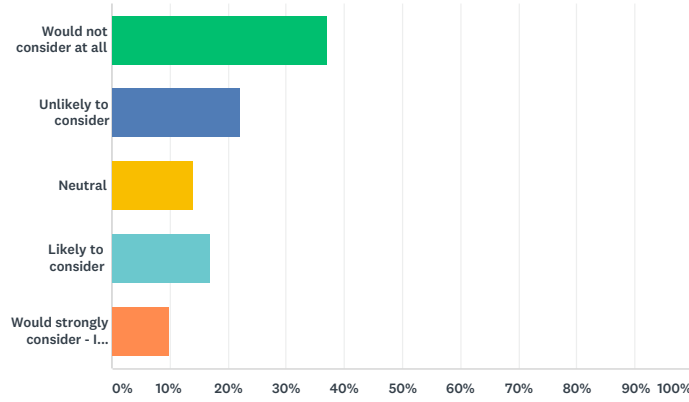


ANSWER CHOICES	RESPONSES	
Donley	8.11%	60
Glencairn	31.08%	230
Marble	19.32%	143
Pinecrest	12.97%	96
Red Cedar	5.81%	43
Whitehills	14.46%	107
Schools of Choice	5.27%	39
Employee's child(ren)	2.30%	17
Other/unsure	0.68%	5
<b>TOTAL</b>		<b>740</b>

ELPS Elementary Programming Community Survey

Q4 How likely would you be to consider Red Cedar School for your child(ren) under the following scenario? Red Cedar School to include preschool and K-5 programming with multi-aged classrooms - classrooms that combine grade levels of students (e.g. grades 1 & 2 combined classroom, grades 2 & 3 combined classroom, etc. - depending on student enrollment for that school year).

Answered: 696 Skipped: 49

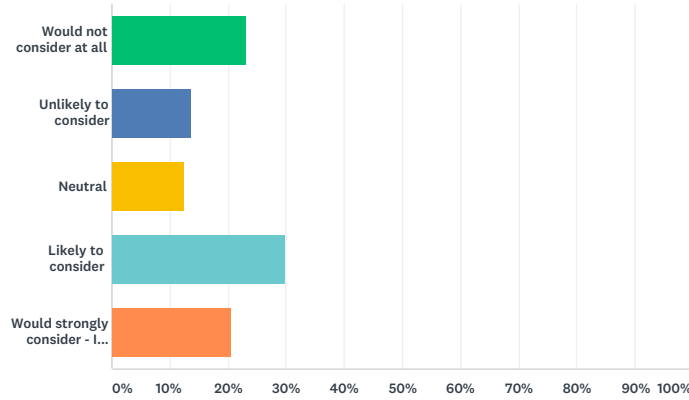


ANSWER CHOICES	RESPONSES	
Would not consider at all	36.93%	257
Unlikely to consider	22.27%	155
Neutral	14.08%	98
Likely to consider	16.95%	118
Would strongly consider - I'm in!	9.77%	68
TOTAL		696

# ELPS Elementary Programming Community Survey

Q5 How likely would you be to consider Red Cedar School for your child(ren) under the following scenario? Red Cedar School to include a unique instructional model such as Montessori or Reggio.

Answered: 699 Skipped: 46

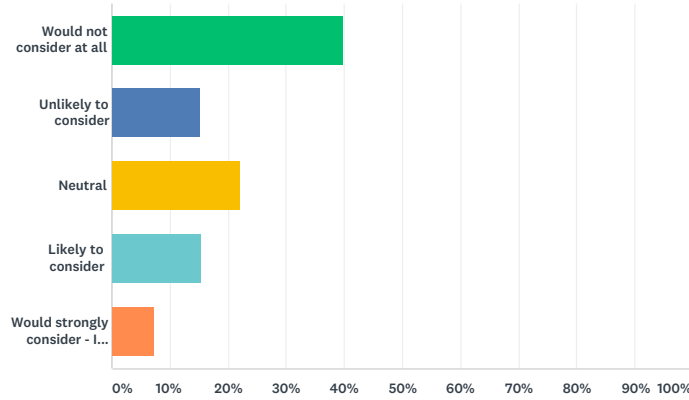


ANSWER CHOICES	RESPONSES	
Would not consider at all	23.32%	163
Unlikely to consider	13.59%	95
Neutral	12.59%	88
Likely to consider	29.90%	209
Would strongly consider - I'm in!	20.60%	144
<b>TOTAL</b>		<b>699</b>

## ELPS Elementary Programming Community Survey

Q6 How likely would you be to consider Red Cedar School for your child(ren) under the following scenario? A structure where the Red Cedar and Glencairn boundaries are combined - Red Cedar School to house preschool - grade 1 for all students within the combined boundary and Glencairn to house grades 2 - 5 for all students within the combined boundary.

Answered: 697 Skipped: 48

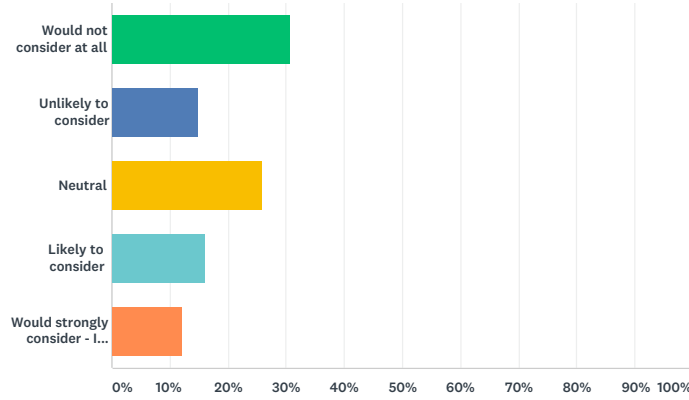


ANSWER CHOICES	RESPONSES	
Would not consider at all	39.74%	277
Unlikely to consider	15.35%	107
Neutral	22.09%	154
Likely to consider	15.49%	108
Would strongly consider - I'm in!	7.32%	51
<b>TOTAL</b>		<b>697</b>

ELPS Elementary Programming Community Survey

Q7 How likely would you be to consider Red Cedar School for your child(ren) under the following scenario? A school calendar for Red Cedar that is more closely aligned with the Michigan State University (MSU) calendar for major breaks (e.g. an aligned spring break).

Answered: 697 Skipped: 48

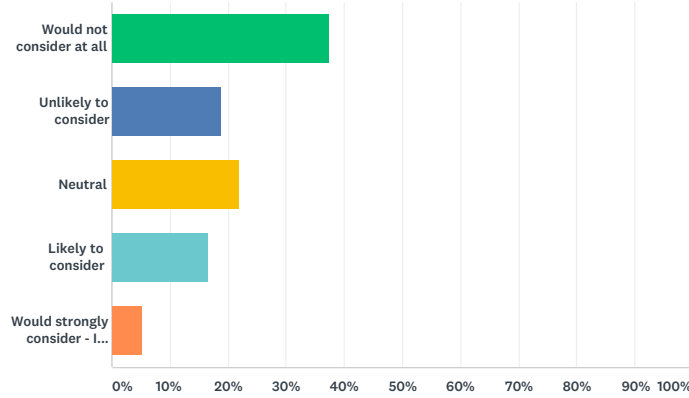


ANSWER CHOICES	RESPONSES	
Would not consider at all	30.70%	214
Unlikely to consider	14.92%	104
Neutral	25.97%	181
Likely to consider	16.21%	113
Would strongly consider - I'm in!	12.20%	85
<b>TOTAL</b>		<b>697</b>

## ELPS Elementary Programming Community Survey

Q8 How likely would you be to consider Red Cedar School for your child(ren) under the following scenario? Red Cedar school to house preschool through grade 3, with a focus on early childhood programming. Students in grades 4 and 5 would return to their neighborhood schools for those two years (Red Cedar students to Glencairn in grades 4 and 5).

Answered: 698 Skipped: 47

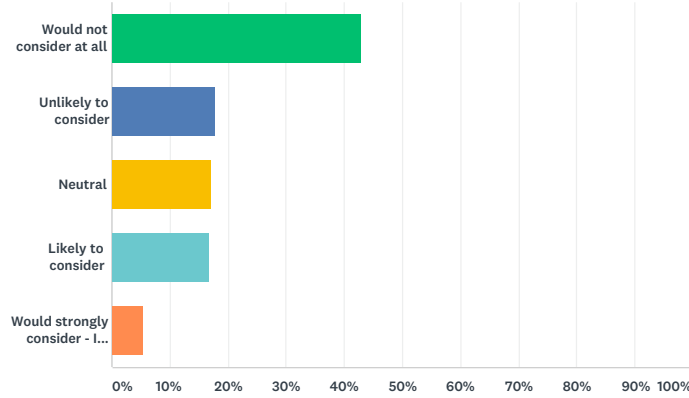


ANSWER CHOICES	RESPONSES	
Would not consider at all	37.54%	262
Unlikely to consider	18.77%	131
Neutral	22.06%	154
Likely to consider	16.48%	115
Would strongly consider - I'm in!	5.16%	36
<b>TOTAL</b>		<b>698</b>

ELPS Elementary Programming Community Survey

Q9 How likely would you be to consider Red Cedar School for your child(ren) under the following scenario? Red Cedar School to house preschool through grade 8 with multi-aged classrooms as described in question #3. Students in grade 6 - 8 would have the option to remain at Red Cedar School or attend MacDonald Middle School.

Answered: 697 Skipped: 48



ANSWER CHOICES	RESPONSES	
Would not consider at all	42.90%	299
Unlikely to consider	17.79%	124
Neutral	17.07%	119
Likely to consider	16.79%	117
Would strongly consider - I'm in!	5.45%	38
TOTAL		697